

Rack LED Light Bar



FC CE RoHS REACH

Data center demands the high quality rack level illumination. The stylist designed LED light bar is ideal and cost efficient to achieve the simple requirement.

By the integrated IR sensor, the LED light bar provides the Auto ON / OFF mode :

- Light ON when opening door
- Light OFF when closing door

The magnetic base of the light bar provides an easy, fast and tool-less affix.

Low-profile design allows flexible positioning which is perfect for the limited rack space.

Key Benefits

Auto ON / OFF



- Auto ON / OFF by IR sensor allows user friendly illumination
- Light ON when the door opened
- Light OFF when the door closed

Easy Setup



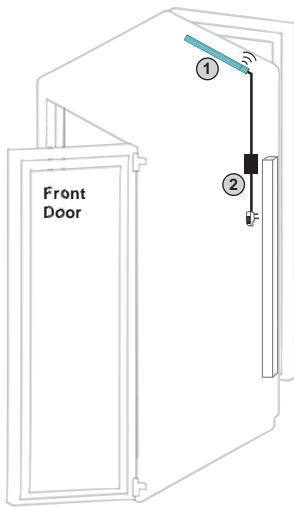
- Magnetic base design for tool-less affix
- Low-profile design allows flexible positioning
- Simple components allow D I Y installation

High Visibility



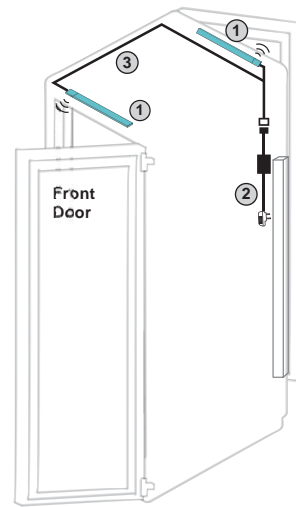
- 250 Lumens light output
- Cool white light for clear and superb view
- Color Temperature : 2850 - 7100k

Rack LED Light Bar




Single LED Package
Part no. **CLB-SD-IR-101**

- ① LED light bar x 1
- ② Auto switch power adapter



Dual LED Package
Part no. **CLB-SD-IR-102**

- ① LED light bar x 2
- ② Auto switch power adapter
- ③ Y-power cable



Model Comparison		CLB-SD-IR-101	CLB-SD-IR-102
ON / OFF	Auto by IR sensor Sensing Distance		✓ 4 cm
Light Bar No.		1	2
Light	Color Lumens (typ.) Angel Color Temperature LED Life Expectancy	Cool White 250 LM 120° Degree 2850 - 7100K 30,000 hrs	
Power	Input Consumption	Auto-sensing 100V or 240VAC via power adapter 4.5 Watt (12V) per LED light bar	
Housing	Chassis Diffuser Affix	Extruded aluminum with silver powder coat Acrylic with milky white Magnetic base for unrestricted installation	
Environmental	Operating	-20 to 40°C Degree (Indoor)	
Dimensions	Product (L x W x H)	300 x 25 x 13.5 mm	
Weight	Net	86g (per LED)	
Regulatory	Safety / Environmental	CE & FCC certified / RoHS & REACH compliant	

1A Power Adapter Plug Selection



BS1363



CEE 7/16



NEMA 1-15P



AS 3112

2.5A Power Adapter (optional)

with 6 ft C13 - C14 power cord



IEC C14